

### **WHAT IS INTERVIEW STREAM?**

*Interview Stream is a web-based program where participants can create an account and answer pre-recorded questions to practice skills that will help them to succeed in the healthcare professional school or program interview.*

*Emory affiliated students (Current Pre-Health Undergraduates or alumni) may have one virtual interview critiqued through the PHMO AFTER they have successfully completed a “Med School A” or a “Med School B” Interview and have completed an accompanying self-assessment.*

### **HOW DO I SCHEDULE AN IN-PERSON MOCK INTERVIEW**

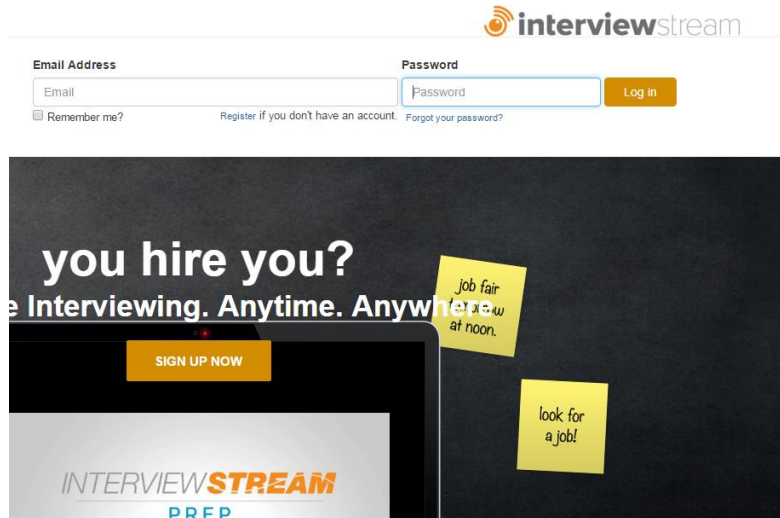
*The PHMO is in the process of finalizing our mock interview process with the Emory Emeritus Faculty. **Re-visit this manual after February 15<sup>th</sup>, 2017** for information on how you can schedule this type of appointment. Once you complete a virtual mock interview, you will then be able to schedule an in-person or skype “Interview Advising” appointment if you choose to do so. See [HERE](#) for more information on how to schedule. You cannot schedule an Interview Advising Appointment without having completed an Interview Stream Virtual Mock Interview and an accompanying self-assessment.*

*Please continue reading these instructions for information on how to log into Interview Stream and complete a virtual mock interview.*



## HOW DO I USE INTERVIEW STREAM?

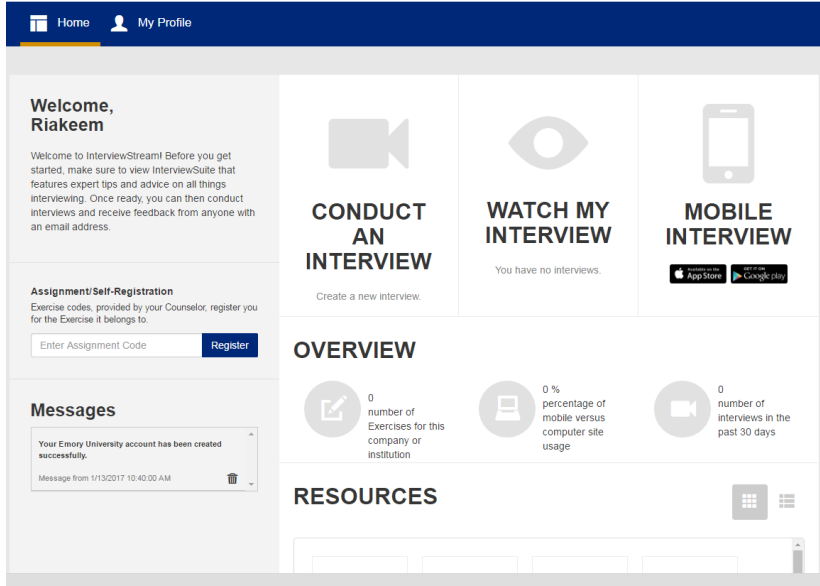
1. Log into “Interview Stream” (<https://emoryuniversity.interviewstream.com/>) and create an account using either an “emory.edu” or a “gmail.com” email address.
2. From the home page, and at the top of the screen, select “Register” (See Image above)



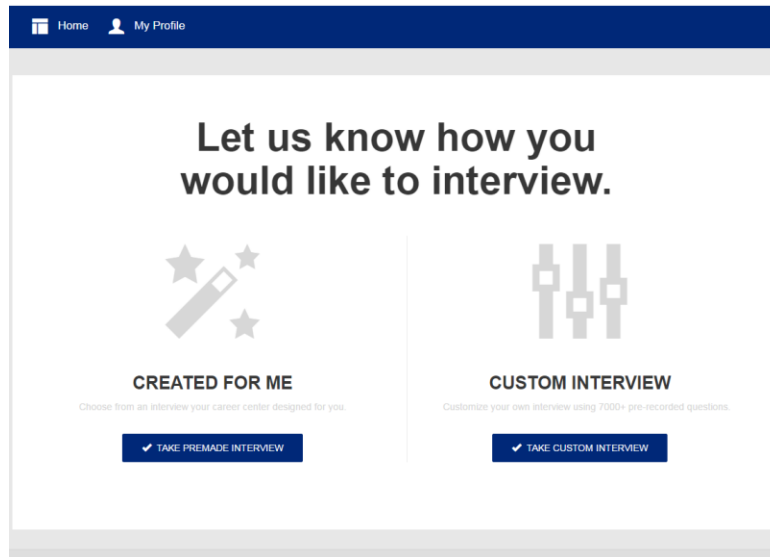
3. Under “Register for a new account”
  - a. Select Your Office: Emory University
  - b. First Name:
  - c. Last Name:
  - d. Email Address:
  - e. Password:
  - f. Confirm Pass Word:
  - g. Optional: Select “Need 508 accessibility settings?”

The image shows the 'AUTHENTICATE' page of the Interview Stream website. It is divided into two main sections. The left section is titled 'Login to your account.' and contains input fields for 'Email Address' (placeholder: Email) and 'Password' (placeholder: Password). There is a 'Remember Me' checkbox and a 'Log in' button. The right section is titled 'Register for a new account.' and contains a 'Select Your Office' dropdown menu (currently showing 'Emory University'), input fields for 'First Name' and 'Last Name', and input fields for 'Email Address', 'Password', and 'Confirm password'. There is also a 'Need 508 accessibility settings?' checkbox and a 'Register' button. At the bottom of the registration section, there is a small disclaimer: 'By clicking Register for an InterviewStream account, you agree to the [Privacy](#) and [Terms](#)'.

4. Choose the most appropriate option (Described Below):



## CONDUCTING AN INTERVIEW: WHAT ARE YOUR OPTIONS?



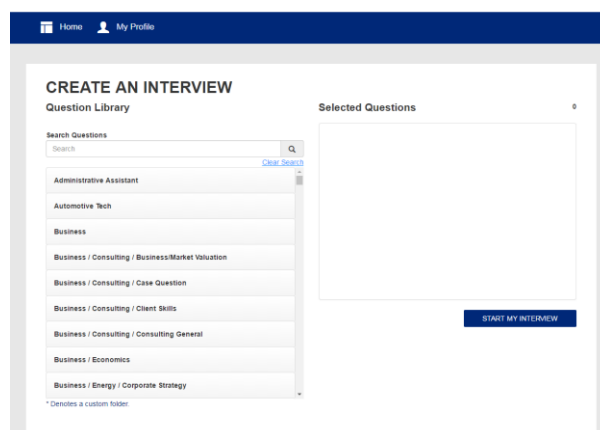
### 1. Created For Me

- a. General – Beginner \*
- b. General – Intermediate \*
- c. Med School – A
- d. Med School – B

\* Remember that Interview Stream is a shared service with the Emory Career Center. Interviews marked with an asterisk are NOT Pre-Health specific. You still may practice them if you choose to do so, however the PHMO will only Review a Medical School A or Medical School B option.

### 2. Custom Interview

You may select a “Custom Interview” which will allow you to pick an interested field and customize the questions by selecting pre-recorded questions from the Interview Stream Database. Note that PHMO will not review these particular practice interviews, but they are available merely for practice and self-review.



### **WATCHING YOUR INTERVIEW**

Once you have completed at least one Interview Stream Mock Interview, you will be able to watch your completed interviews back. Remember that in order to have a PHMO team member review your interview and give you feedback, you MUST complete a self-assessment of your submitted interview.



## **WATCH MY INTERVIEW**

You have no interviews.

### **Using a Smart Phone or Device; Mobile Interview**

The Emory PHMO recommends using a Desk or Laptop Computer to complete your interview. While we will still review interviews submitted from mobile devices, note that these are often poorer quality and do not reflect positively on practice performance. Though sitting behind a computer is not a mirror to what the actual interview is like, you want to be sure to present your best self when completing this practice interviews.



## **MOBILE INTERVIEW**



**EXTRA RESOURCES**

At the bottom of the home page you can find extra resources to view and read to help you better prepare for your interview. If you are interested in these extra resources, you should read through them prior to completing your Mock Interview so that you may practice some of the skills which you learn. See the below image for an idea of what navigating through this section is like (you can even customize the navigation tool to show this resources in list format):



Additionally, check out more PHMO Resources at [www.prehealth.emory](http://www.prehealth.emory)